

# Public Document Pack

## EXECUTIVE BOARD

21 SEPTEMBER 2022

### Supplementary Information:

- 1) Update to Policy: 'Water 6A Safe Access & Egress' within Appendix 1 to Agenda Item 8 (Local Plan Update 1 (Publication Draft)); and
- 2) Update to Appendix 3 to Agenda Item 16 (Financial Health Monitoring 2022/23 (Month 4))

This page is intentionally left blank

## **AMENDMENT TO EXECUTIVE BOARD: AGENDA ITEM 8 - LOCAL PLAN UPDATE 1 (PUBLICATION DRAFT) – PAGE 135 OF PUBLISHED AGENDA PACK WITHIN APPENDIX 1 TO ITEM 8**

The Government amended the Planning Practice Guidance on 25<sup>th</sup> August 2022 by clarifying that in circumstances where a failure of flood risk management infrastructure would result in flooding with a speed-of-onset that would not allow sufficient time for safe access and escape, an internally accessible place of safety, capable of accommodating the likely number of occupants or users of the proposed development should be provided. To be in line with this aspect of national guidance changes to Draft Local Plan Update Policy WATER 6A are proposed in advance of any public consultation.

These changes have been considered to not warrant amendments to wider Publication Draft documentation, including the Sustainability Appraisal.

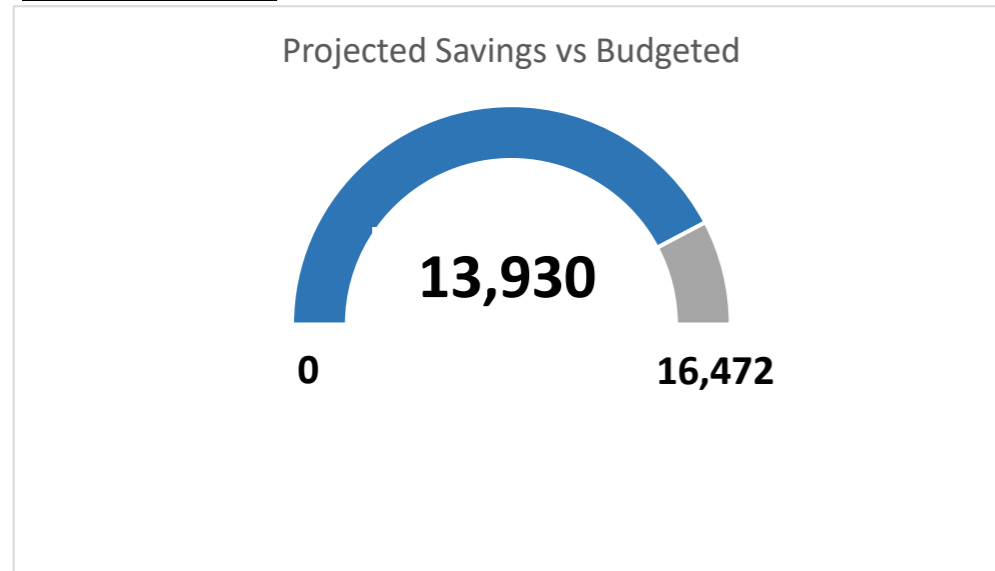
The revised Policy 6A below is proposed to replace existing Policy 6A at page 135 of the published agenda pack, as featured within Appendix 1 to Agenda Item 8 (Local Plan Update 1 (Publication Draft)). No further changes are proposed to the supplementary text of the Policy.

### **WATER 6A: SAFE ACCESS AND ESCAPE**

1. Developments located in areas at risk of flooding, which have satisfied flood risk sequential and exception tests where relevant, must ensure residual risks are appropriately managed for the lifetime of the development and that safe access and escape is provided by the submission of an appropriate emergency plan. The emergency plan must demonstrate:
  - i. Safe access and escape routes are included
  - ii. Voluntary and free movement for people will be available during a design flood taking into account climate change
  - iii. There is potential for evacuation before a more extreme flood (0.1% AEP) taking into account climate change
  - iv. Appropriate evacuation procedures and flood response infrastructure will be in place
2. If safe access and escape routes for people are not possible, development is unlikely to be supported other than in exceptional circumstances, depending on the vulnerability of the land use.
3. In all cases, where achievable, development should aim to provide a 'dry' access and escape route located above the design flood level including an allowance for climate change.
4. The Flood Evacuation Plan shall be based on the latest available Environment Agency guidance.

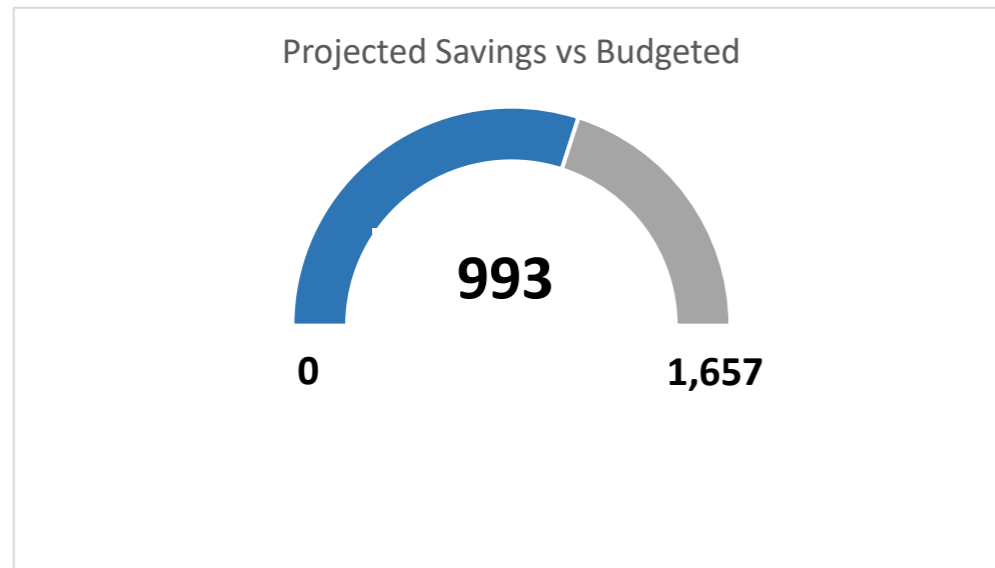
This page is intentionally left blank

**July (Month 4)**



**LEEDS CITY COUNCIL - SUMMARY**

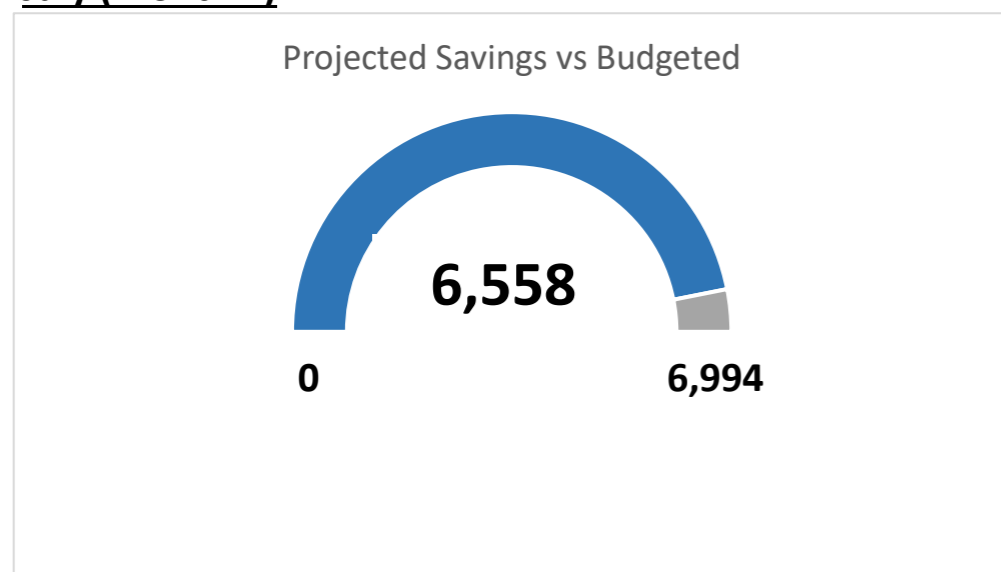
RAG Status	Budgeted Savings £'000s	Year End Projected Savings £'000s	Shortfall/ (Surplus) £'000s
Savings achieved	3,319	3,319	0
On track, no issues	6,827	6,827	0
Some risk	3,215	2,779	436
High risk	3,111	1,005	2,106
Cancelled	0	0	0
<b>Total</b>	<b>16,472</b>	<b>13,930</b>	<b>2,542</b>



**LEEDS CITY COUNCIL - Other Savings Measures**

RAG Status	Budgeted Savings £'000s	Year End Projected Savings £'000s	Shortfall/ (Surplus) £'000s
Savings achieved	0	0	0
On track, no issues	633	633	0
Some risk	360	360	0
High risk	664	0	664
Cancelled	0	0	0
<b>Total</b>	<b>1,657</b>	<b>993</b>	<b>664</b>

**July (Month 4)**



**ADULTS & HEALTH - SUMMARY**

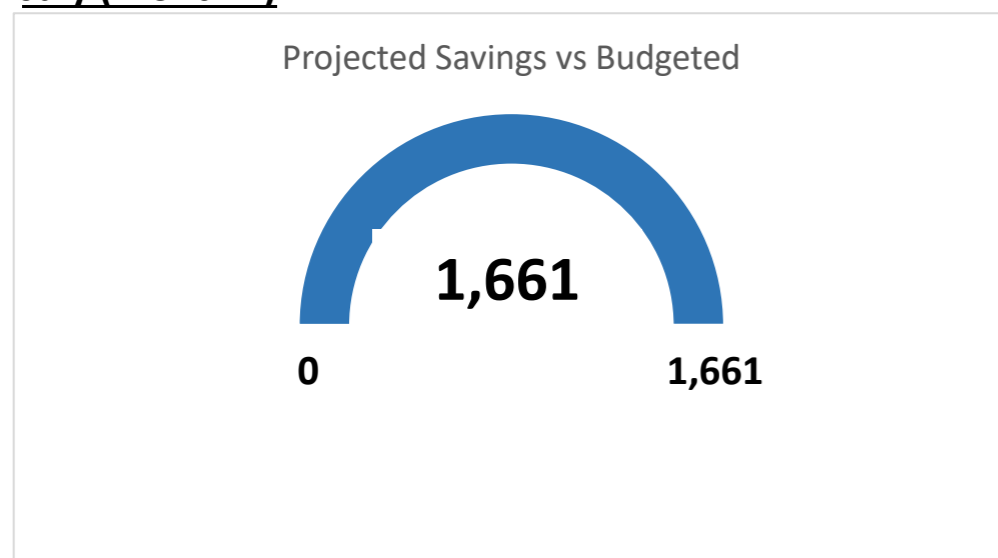
RAG Status	Budgeted Savings £'000s	Year End Projected Savings £'000s	Shortfall/ (Surplus) £'000s
Savings achieved	3,319	3,319	0
On track, no issues	1,120	1,120	0
Some risk	2,555	2,119	436
High risk	0	0	0
Cancelled	0	0	0
<b>Total</b>	<b>6,994</b>	<b>6,558</b>	<b>436</b>

**Amber & Red Risk Areas**

Budgeted savings / Other savings measures	Service Review / Business as Usual	Savings title	Accountable Chief Officer	Latest	Budgeted £'000s	Projected £'000s	Projected Shortfall / (Surplus) £'000s	Including mitigating actions for Reds & Ambers
Budgeted savings	BAU	Enhance awareness/desirability of in-house provision to encourage attendance and reduce external procurement (against fixed running cost)	Shona McFarlane	Some risk	190	95	95	Slippage in timetable for refurbishment programme. Key decision went live 1.6.22 for 30 day call in. Final governance clearance.
Budgeted savings	BAU	Improved collection of financially assessed client income	John Crowther	Some risk	1,000	1,000	0	Additional income target linked to EB report re 2:1 and MAC charges. Phase 1 letters sent out to Clients end of May 2022. Actions are to take place in the second half of the year which should generate income and bring BAP on line. £0.5m of the £1m expected in 22/23 with full amount in 23/24.

Budgeted savings	SR	Strategic Review of Adult Social Work:	Shona McFarlane	Some risk	1365	1024	341	3-month slippage in the implementation of the social work review for the Front Line and Assessment Teams. Governance process now cleared and posts set up on the SAP system. Staff recruitment is ongoing which is affecting assessments. Depending upon recruitment times, savings may therefore decrease, beyond the shortfall already reported.
------------------	----	--	-----------------	-----------	------	------	-----	--

## July (Month 4)



## CHILDREN & FAMILIES - SUMMARY

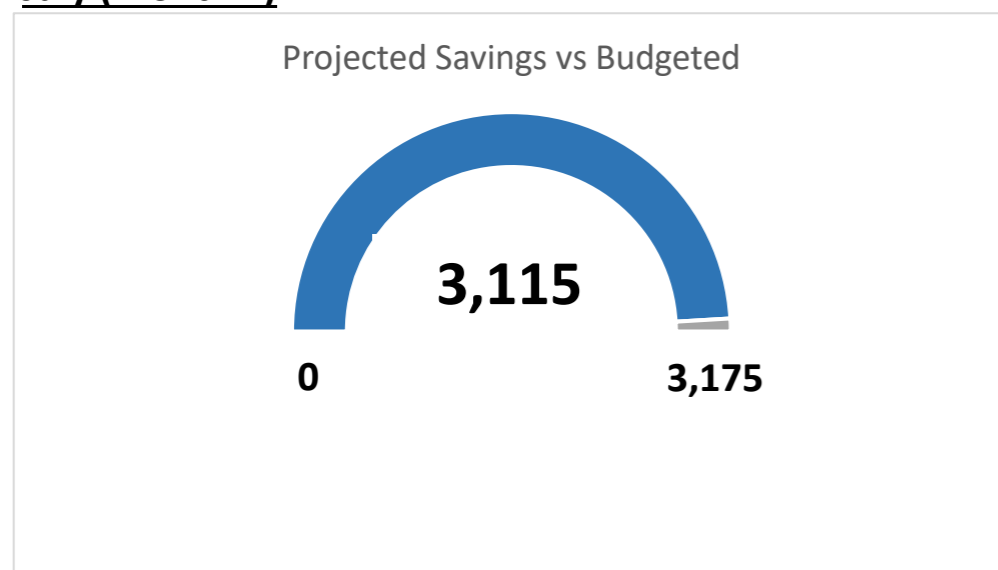
RAG Status	Budgeted Savings £'000s	Year End Projected Savings £'000s	Shortfall/ (Surplus) £'000s
Savings achieved	0	0	0
On track, no issues	1,086	1,086	0
Some risk	0	0	0
High risk	575	575	0
Cancelled	0	0	0
<b>Total</b>	<b>1,661</b>	<b>1,661</b>	<b>0</b>

### Amber & Red Risk Areas

Budgeted savings / Other savings measures	Service Review / Business as Usual	Savings title	Accountable Chief Officer	Latest	Budgeted £'000s	Projected £'000s	Projected Shortfall / (Surplus) £'000s	Including mitigating actions for Reds & Ambers
Budgeted savings	CF SR 22-24	Diversifying children's residential provision	Ruth Terry	High risk	295	295	0	Children and Families are currently reviewing the delivery plans and identifying actions required to deliver savings.
Budgeted savings	CF BAU 22-24	Passenger Transport	Tim Pouncey	High risk	200	200	0	The actions associated with this saving have been completed. However demand and inflation have exceeded original expectations, leading to an overall overspend on the transport budget. Actions to mitigate the overspend are detailed in the report.
Budgeted savings	CF BAU 22-24	Passenger transport-continuation from 21/22	Tim Pouncey	High risk	80	80	0	The actions associated with this saving have been completed. However demand and inflation have exceeded original expectations, leading to an overall overspend on the transport budget. Actions to mitigate the overspend are detailed in the report.

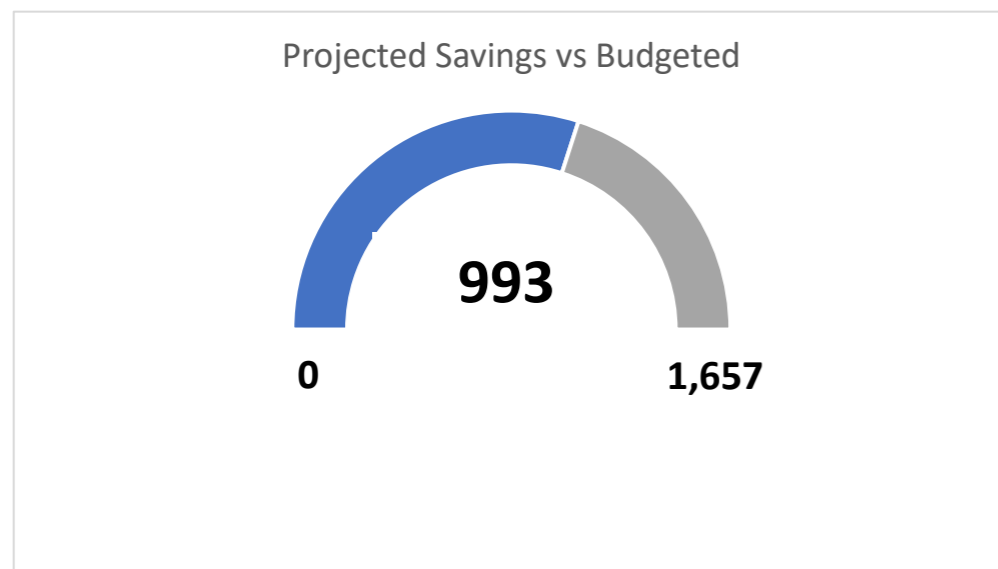


## July (Month 4)



## CITY DEVELOPMENT - SUMMARY

RAG Status	Budgeted Savings £'000s	Year End Projected Savings £'000s	Shortfall/ (Surplus) £'000s
Savings achieved	0	0	0
On track, no issues	2,660	2,660	0
Some risk	275	275	0
High risk	240	180	60
Cancelled	0	0	0
<b>Total</b>	<b>3,175</b>	<b>3,115</b>	<b>60</b>



## CITY DEVELOPMENT - Other Savings Measures

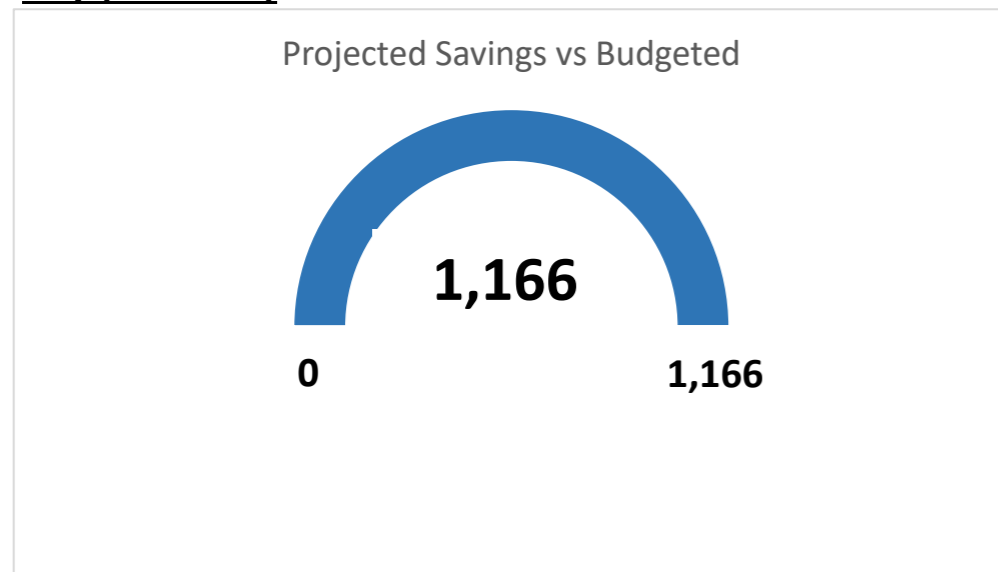
RAG Status	Budgeted Savings £'000s	Year End Projected Savings £'000s	Shortfall/ (Surplus) £'000s
Savings achieved	0	0	0
On track, no issues	633	633	0
Some risk	360	360	0
High risk	664	0	664
Cancelled	0	0	0
<b>Total</b>	<b>1,657</b>	<b>993</b>	<b>664</b>

## Amber & Red Risk Areas

Budgeted savings / Other savings measures	Service Review / Business as Usual	Savings title	Accountable Chief Officer	Latest	Budgeted £'000s	Projected £'000s	Projected Shortfall / (Surplus) £'000s	Including mitigating actions for Reds & Ambers
Budgeted savings	BAU	Active Leeds - Increase in swimming tuition income	Phil Evans	Some risk	150	150	0	Some risks regarding capacity but no shortfall currently anticipated
Budgeted savings	BAU	Active Leeds - Procurement savings	Phil Evans	Some risk	125	125	0	Subject to Insurance savings being identified by Procurement
Budgeted savings	BAU	Arts, Events, Venues - ticketing solution	Eve Roodhouse	High risk	80	55	25	Admission income currently below anticipated level, to be closely monitored

Budgeted savings	SR	Leeds Museums & Galleries Invest to Save: Kirkstall Abbey Admissions (Non-Leeds Residents)	Eve Roodhouse	High risk	160	125	35	Admission income currently below anticipated level, to be closely monitored
Other savings measures	0	Estate Rationalisation	Angela Barnicle	Some risk	360	360	0	Plan to achieve required savings to be developed
Other savings measures	0	Strategic Investment Fund	Angela Barnicle	High risk	664	0	664	Plan to identify mitigating savings to be developed

**July (Month 4)**



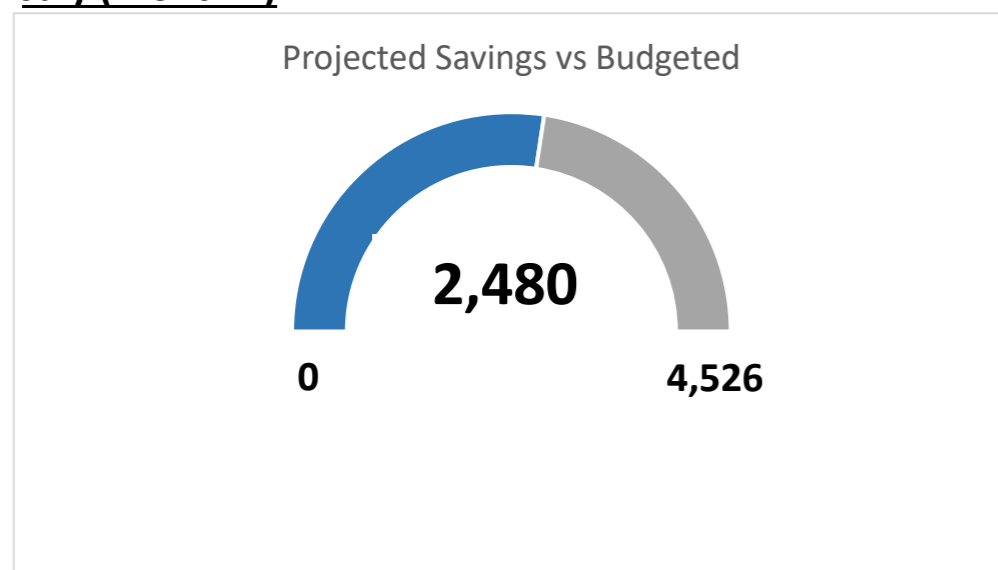
**COMMUNITIES, HOUSING & ENVIRONMENT - SUMMARY**

RAG Status	Budgeted Savings £'000s	Year End Projected Savings £'000s	Shortfall/ (Surplus) £'000s
Savings achieved	0	0	0
On track, no issues	1,166	1,166	0
Some risk	0	0	0
High risk	0	0	0
Cancelled	0	0	0
<b>Total</b>	<b>1,166</b>	<b>1,166</b>	<b>0</b>

**Amber & Red Risk Areas**

Budgeted savings / Other savings measures	Service Review / Business as Usual	Savings title	Accountable Chief Officer	Latest	Budgeted £'000s	Projected £'000s	Projected Shortfall / (Surplus) £'000s	Including mitigating actions for Reds & Ambers

## July (Month 4)



## RESOURCES - SUMMARY

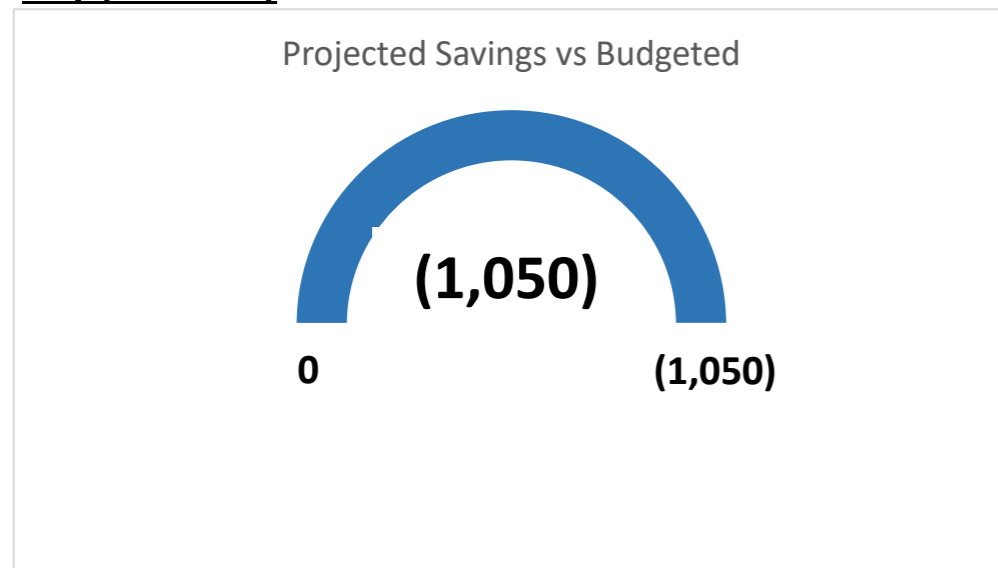
RAG Status	Budgeted Savings £'000s	Year End Projected Savings £'000s	Shortfall/ (Surplus) £'000s
Savings achieved	0	0	0
On track, no issues	1,845	1,845	0
Some risk	385	385	0
High risk	2,296	250	2,046
Cancelled	0	0	0
<b>Total</b>	<b>4,526</b>	<b>2,480</b>	<b>2,046</b>

## Amber & Red Risk Areas

Budgeted savings / Other savings measures	Service Review / Business as Usual	Savings title	Accountable Chief Officer	Latest	Budgeted £'000s	Projected £'000s	Projected Shortfall / (Surplus) £'000s	Including mitigating actions for Reds & Ambers
Budgeted savings	BAU	BSC Shared Cost AVC	Mariana Paxton	Some risk	130	130	0	Whilst there is some risk in these areas due to the need for technical solutions, increased publicity for the schemes may mitigate the risk by the year end.
Budgeted savings	BAU	BSC Electrical Goods Salary Sacrifice.	Mariana Paxton	Some risk	100	100	0	Whilst there is some risk in these areas due to the need for technical solutions, increased publicity for the schemes may mitigate the risk by the year end.
Budgeted savings	BAU	BSC Shared Cost Additional Voluntary Contributions (AVC).	Mariana Paxton	Some risk	55	55	0	Whilst there is some risk in these areas due to the need for technical solutions, increased publicity for the schemes may mitigate the risk by the year end.
Budgeted savings	BAU	BSC Lease Car Salary Sacrifice.	Mariana Paxton	Some risk	100	100	0	Whilst there is some risk in these areas due to the need for technical solutions, increased publicity for the schemes may mitigate the risk by the year end.

Budgeted savings	SR	Procurement - 2022/23 allocations (23/24 + to follow)	Victoria Bradshaw	High risk	2296	250	2046	Whilst there may be some mitigating areas of additional unbudgeted income from the Revolving Investment Fund and the Social Value Fund, and the PACS service will continue to identify opportunities to increase income and reduce costs across the Directorate, the inflationary pressures experienced across a range of contracts since the setting of the budget mean that a pressure is likely in this area.
------------------	----	---	-------------------	-----------	------	-----	------	--

**July (Month 4)**



**STRATEGIC - SUMMARY**

RAG Status	Budgeted Savings £'000s	Year End Projected Savings £'000s	Shortfall/ (Surplus) £'000s
Savings achieved	0	0	0
On track, no issues	(1,050)	(1,050)	0
Some risk	0	0	0
High risk	0	0	0
Cancelled	0	0	0
<b>Total</b>	<b>(1,050)</b>	<b>(1,050)</b>	<b>0</b>

**Amber & Red Risk Areas**

Budgeted savings / Other savings measures	Service Review / Business as Usual	Savings title	Accountable Chief Officer	Latest	Budgeted £'000s	Projected £'000s	Projected Shortfall / (Surplus) £'000s	Including mitigating actions for Reds & Ambers