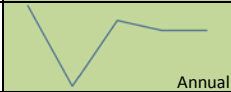
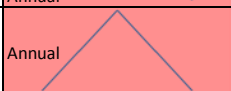







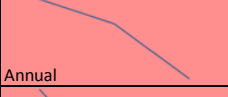
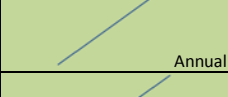


# Headline Health Protection Indicators Annual Report 2016-17

## Key Health Protection Indicators for Leeds from the Public Health Outcomes Framework

Air Quality		National Figure/ Target	Most recent Leeds Figure	Trend & RAG rating	Improving / Level / Worsening
Air quality annual average PM10 Air concentration at (worse performing site in Leeds)		40 µg/m3 annual mean objective not to be exceeded and reducing trend	(2016) 19 ug/m3	 Annual	Improving
Air quality annual average PM 2.5 concentration		To meet WHO air quality guideline of 10 µg/m3 and reducing trend	(2016) 10 ug/m3	 Annual	Improving
Healthcare associated infections					
Zero tolerance for <b>MRSA</b> bacteraemia cases	NCCG	0	1 (2016-17)	 Annual	Level, (zeros & 1s)
	WCCG		2 (2016-17)	 Annual	Improving
	SECCG		2 (2016-17)	 Annual	Level, (2,3,2)
	LTHT		11 (2016-17)	 Annual	Worsening
Incidence of healthcare associated infection: <b>C Difficile</b>	NCCG	58 per annum	16 (Q4 2016-17)	 Qtrly	Level
	WCCG	90 per annum	28 (Q4 2016-17)	 Qtrly	
	SECCG	104 per annum	19 (Q4 2016-17)	 Qtrly	Improving
	LTHT	119 per annum 2015-16	34 (Q4 2016-17)	 Qtrly	
Tuberculosis					
Treatment completion for <b>TB</b>		85%	91% (2014)	 Annual	Improving
<b>TB</b> rate per 100,000 (Uses 2013 population as denominator between 2009 and 2013. 2014 and 2015 data use matching denominator years)		Decrease current rate	12.0 / 100,000 (2015/16)	 Annual	Improving
Reduce deaths in Leeds caused by <b>TB</b>		Zero deaths	2 (2014)	 Annual	Improving, numbers near to zero
New active <b>TB</b> cases		no target set	76 (Jan-6th Dec 2016)	 Annual	Improving
Multi-drug resistant <b>TB</b> cases (MDR)			2 (Jan-6th Dec 2016)	 Annual	Level
LTBi (Latent <b>TB</b> infection) cases			170 (Jan-6th Dec 2016)	 Annual	Worsening

# Headline Health Protection Indicators Annual Report 2016-17

## Key Health Protection Indicators for Leeds from the Public Health Outcomes Framework

Influenza		National Figure/ Target	Most recent Leeds Figure	Trend & RAG rating	Improving / Level / Worsening
To increase uptake of <b>influenza</b> programme under 65 years clinical at risk groups	NCCG	no target set	50.6% (Sep16 - Jan17)	 Annual	Worsening in line with national trend
	WCCG		34.3% (Sep16 - Jan17)	 Annual	
	SECCG		49.6% (Sep16 - Jan17)	 Annual	
Achieve WHO vaccine uptake for over 65 years influenza <b>immunisation</b>	NCCG	75% WHO	75.3% (Sep16 - Jan17)	 Annual	Worsening but meeting target
	WCCG		72.3% (Sep16 - Jan17)	 Annual	Worsening trend but just below target
	SECCG		74.8% (Sep16 - Jan17)	 Annual	
<b>Vaccinations and Immunisations</b>					
MMR Uptake of two doses (completion of first and second dose at 5 years)		86% PHOF	88.4% (Q2 2016-17)	 Annual, Q2 rates	Worsening but above PHOF indicator
Cervical Screening - % of women in a population eligible for cervical screening at a given point in time who were screened adequately within a specified period	Leeds	80% 75.3% PHOF	74.1% (2015-16)	 Annual	Worsening very slowly in line with national trends
Breast cancer screening coverage - % of eligible women 53-70 screened adequately within the previous 3 years on 31st March.	Leeds	76.9% coverage aged 53-70 in 2012. 70% minimum	72.3% (2014-15)	 Annual	
Bowel cancer screening 60-74. Uptake. (% of adequately screened for invites sent within quarter - all subjects episodes)	NCCG	55.8% PHOF Aspirational local target of 60%	58.8% (2015/16)	 Annual	Improving
	WCCG		58.4% (2015/16)	 Annual	
	SECCG		53.9% (2015/16)	 Annual	Worsening very slowly
<b>Emergency planning</b>		<b>Notes</b>			
Ensure that all Cat 1&2 organisations have plans/procedures in place to respond to our <b>top risks</b>		Leeds pandemic plan agreed 2016 Leeds outbreak plan draft for completion in 2017			
Ensure exercises have taken place to validate <b>emergency plans</b> and organisations have incorporated any learning		Leeds City Council exercises: Precious Metals – February 2016. Day Hawk – Oct 2016. Pandemic Influenza – Spring 2017. World Triathlon – table top exercise to take place 2016\2017  West Yorkshire Exercises: Linus – February 2016. Leyland – March 2016  Local Exercises: LTHT CBRN – Operation Jenny – June 2016			