

**Report of Chief Highways officer, City Development**

**Report to Road Safety Officers, Leeds District**

Date: 12 August 2019

**Subject:** Reported Road Casualties in Leeds District: January to June 2019

Are specific electoral Wards affected? If relevant, name(s) of Ward(s):	<input type="checkbox"/> Yes	<input checked="" type="checkbox"/> No
Are there implications for equality and diversity and cohesion and integration?	<input type="checkbox"/> Yes	<input checked="" type="checkbox"/> No
Is the decision eligible for Call-In?	<input type="checkbox"/> Yes	<input checked="" type="checkbox"/> No
Does the report contain confidential or exempt information? If relevant, Access to Information Procedure Rule number: Appendix number: Table 1 to 7 at the end of the report (7 pages)	<input type="checkbox"/> Yes	<input checked="" type="checkbox"/> No

---











**Purpose of this report**

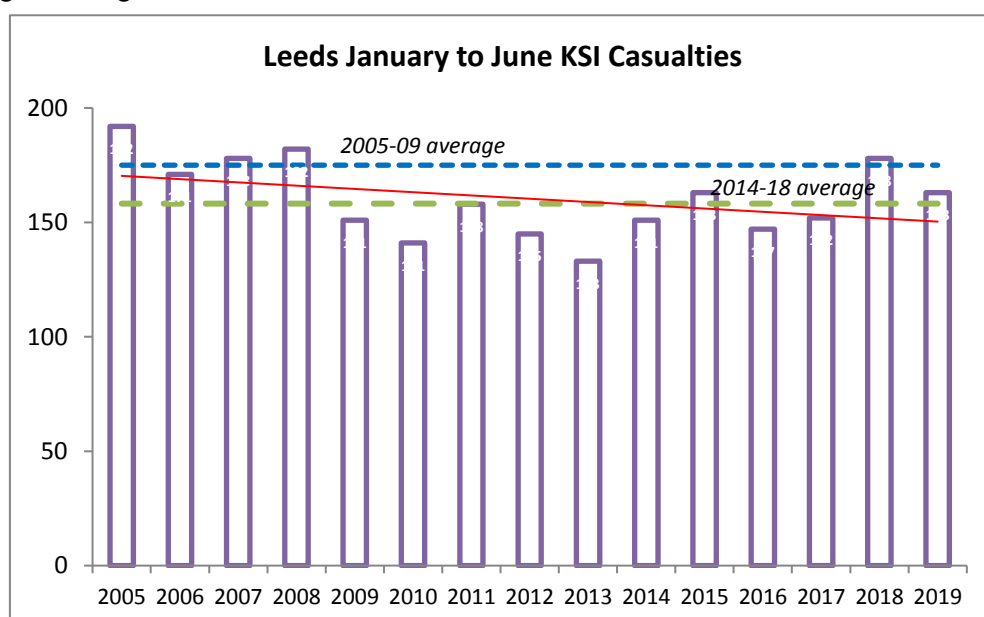
This publication presents statistics on personal-injury collisions and casualties during the first six months of 2019 on public roads (including footways) in Leeds, as known to the police.

The data collection from the West Yorkshire Police between January and June has largely been completed. These **provisional statistics for 2019** have been compared with the January to June totals from previous years to indicate the long-term trend.

## Leeds District - January to June 2019: At a glance

- So far in 2019, a total of 15 road users were killed in Leeds, one less than in 2018 (16) and nine more than the total reported in 2017 (6). Amongst those killed were five PTW riders, five car occupants (one of which was a driver), three pedestrians and two cyclists.
- The combined number of fatal and serious injuries (KSI) fell by 8% from 178 (2018) to 163, reflecting the reduction reported in all the major road user categories.
- The number of casualties of all severities has decreased by 15% from 1,059 in 2018 to 896 in 2019.
- There has been an overall reduction in the number of all child casualties, including those KSI and it's pleasing to report no fatality among children so far in the year.
- All pedestrian casualties and those KSI decreased this year after rising substantially in 2018. Three pedestrians were killed so far in 2019, against nine in the same period last year.
- Both all cyclist casualties and those KSI have fallen in 2019, reversing the increase recorded in the first six months of 2018.
- The numbers of all powered two-wheeler (PTW) casualties continue to fluctuate in the district; but the number of those KSI has not changed significantly in the last five years. Five motorbike riders were killed in the first six months of 2019 against none in 2018.
- Numbers of car occupants KSI and all severity fell slightly in 2019 consolidating the long term downward trend.

Leeds KSI in 2019		
	 -9.1%	% share <b>31%</b> <b>50</b>
	 -9.3%	% share <b>30%</b> <b>49</b>
	 -6.5%	% share <b>18%</b> <b>29</b>
	 -9.7%	% share <b>17%</b> <b>28</b>
<b>Other</b>	 0.0%	% share <b>4%</b> <b>7</b>
<b>ALL KSI</b>	 -8.4%	<b>163</b>



Leeds District	Casualties	Leeds District All Casualties (January-June)										End of year target *		
		2014	2015	2016	2017	2018	2019	2019 vs last year	2019 vs Avg of last 3 years	2018 (full year)	Total req.*			
<b>All</b>	KSI	151	163	147	152	178	163	-8.4%	↓	159.0	2.5%	↑	324	160
	All Cas.	1,193	1,241	1,229	1,032	1,059	896	-15.4%	↓	1106.7	-19.0%	↓	2203	1306
<b>Child</b>	KSI	19	16	17	22	21	16	-23.8%	↓	20.0	-20.0%	↓	39	22
	All Cas.	131	114	149	116	107	100	-6.5%	↓	124.0	-19.4%	↓	239	138
<b>Pedestrian</b>	KSI	54	48	41	48	54	49	-9.3%	↓	47.7	2.8%	↑	97	47
	All Cas.	200	185	187	148	168	142	-15.5%	↓	167.7	-15.3%	↓	321	178
<b>Cyclist</b>	KSI	23	22	27	21	31	28	-9.7%	↓	26.3	6.3%	↑	55	26
	All Cas.	172	152	161	123	141	112	-20.6%	↓	141.7	-20.9%	↓	281	168
<b>PTW</b>	KSI	30	27	34	34	31	29	-6.5%	↓	33.0	-12.1%	↓	68	38
	All Cas.	88	80	93	85	72	71	-1.4%	↓	83.3	-14.8%	↓	170	98
<b>Car Occupant</b>	KSI	36	54	37	45	55	50	-9.1%	↓	45.7	9.5%	↑	88	37
	All Cas.	631	705	714	596	558	523	-6.3%	↓	622.7	-16.0%	↓	1,253	729
<b>Vulnerable Road Users (VRU)**</b>	KSI	107	97	102	103	116	106	-8.6%	↓	107.0	-0.9%	↓	220	113
	All Cas.	460	417	441	356	381	325	-14.7%	↓	392.7	-17.2%	↓	772	446

\* Total required in the second semester to better last year's results

\*\* VRU = cyclist, PTW, pedestrian

- In the first six months, the total number of casualties recorded in the district is below the average of the last three years, confirming the downward trend, but the results contrast with the number of those KSI which hasn't improved in the same period.
- Despite the slight reduction in 2019, the number of casualties of high severities have not improved in the most recent three years for pedestrians, cyclists and car occupants; hopefully the trend will be reversed in the second half of the year.
- The number of road fatal casualties in 2019 is nearly three times the total recorded in the same period in 2017 (6). A total of 15 road users were killed including two in a single collision this year. This is particularly worrying and hopefully this year will not see another surge in road fatalities in Leeds.