



Permanent and fixed period exclusions - secondary

Contents

- Table 1: Permanent Exclusions
- Table 2: Fixed Period Exclusions
- Table 3: One or more fixed period exclusion (fpex) rate

The DfE monitors levels of exclusion using key measures based on two types of exclusion – permanent and fixed period.

Permanent exclusion refers to a pupil who is excluded and who will not come back to that school (unless the exclusion is overturned).

Fixed period exclusion refers to a pupil who is excluded from a school for a set period of time. A fixed period exclusion can involve a part of the school day and it does not have to be for a continuous period. A pupil may be excluded for one or more fixed periods up to a maximum of 45 school days in a single academic year. This total includes exclusions from previous schools covered by the exclusion legislation.

Pupils with one or more fixed period exclusions refer to pupil enrolments who have at least one fixed period exclusion across the full academic year. It includes those with repeated fixed period exclusions.

Exclusions information relates to all exclusions reported across the full academic year. However, exclusion rates are calculated as a proportion of all pupils on roll as at the January Census day of the relevant academic year.

Within published exclusions statistics the DfE publish both the number of exclusions and the rate of exclusion. Rates of exclusion are a more appropriate measure for comparisons over time as they take into account changes in the overall number of pupils across different academic years. As pupils can receive more than one fixed period exclusion, in some cases the rate of exclusion may be above 100%.

Version number	V2.0
Date produced:	30th July 2020
Created by:	Uzma Ahmed
Contact details	chs.performance.and.intelligence@leeds.gov.uk
Data Status	Final
Data source	DfE Statistical First Release Exclusions 2018-19
Protective marking	Not protectively marked

2018-19, Exclusions rate in secondary schools

Table 1: Permanent Exclusions ¹

Leeds Quartile Banding	Band D	Band C	Band B	Band A	Rank
Band A	Up to and including	Up to and including	Up to and including	Up to and including	5/151
	0.82	0.31	0.20	0.14	

0.32

Leeds	2015	2016	2017	2018	2019
(actual number of exclusions)	25	25	8	5	11

	2015	2016	2017	2018	2019	Change
Leeds	0.06	0.06	0.02	0.01	0.02	0.01
National	0.15	0.17	0.20	0.20	0.20	0.00
Stat. Neighbours	0.17	0.18	0.23	0.28	0.30	0.02
Core Cities	0.20	0.24	0.25	0.21	0.20	-0.01
Yorkshire & Humber	0.12	0.16	0.16	0.19	0.21	0.02

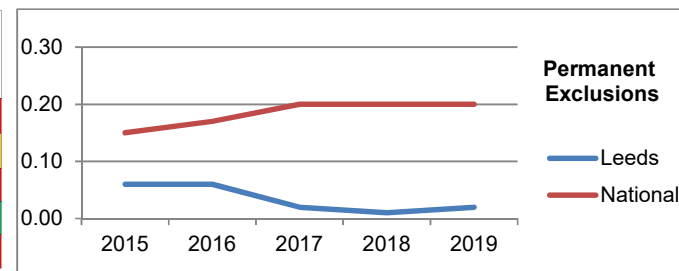
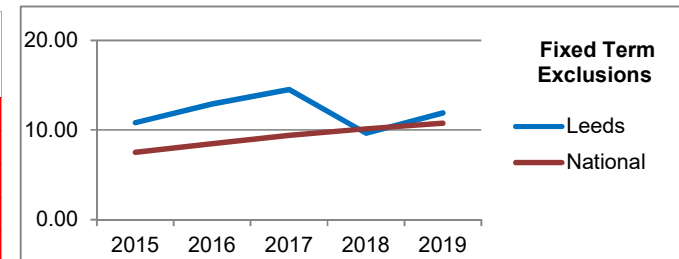


Table 2: Fixed Term Exclusions Rate¹

Leeds Quartile Banding	Band D	Band C	Band B	Band A	Rank
Band C	Up to and including	Up to and including	Up to and including	Up to and including	102/151
	52.83	13.05	9.84	7.31	

Leeds	2015	2016	2017	2018	2019
(actual number of exclusions)	3743	5734	6601	4500	5738

	2015	2016	2017	2018	2019	Change
Leeds	10.80	12.89	14.52	9.64	11.91	2.27
National	7.51	8.46	9.40	10.13	10.75	0.62
Stat. Neighbours	8.15	9.30	12.93	15.00	15.06	0.06
Core Cities	10.99	12.89	12.89	11.62	13.20	1.58
Yorkshire & Humber	11.35	13.63	15.99	15.89	17.11	1.22



Footnote: 1 The number of permanent exclusions for each school type expressed as a percentage of the number (headcount) of pupils (including sole or dual main registrations and boarding pupils) in January 2019.

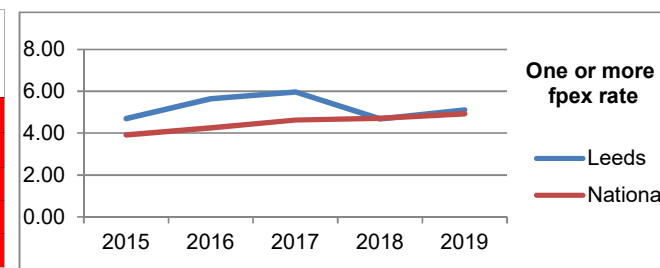
2018-19, Permanent and fixed period exclusions in secondary schools

Table 3: One or more fixed period exclusion (fpex) rate²

Leeds Quartile Banding	Band D	Band C	Band B	Band A	Rank
Band C	Up to and including	Up to and including	Up to and including	Up to and including	92/151
	13.48	5.80	4.74	4.13	

Leeds (no. of pupil enrolments with one or more fpex)	2015	2016	2017	2018	2019
	2083	2083	2713	2184	2462

	2015	2016	2017	2018	2019	Change
Leeds	4.69	5.65	5.97	4.68	5.11	0.43
National	3.92	4.26	4.62	4.71	4.93	0.22
Stat. Neighbours	4.23	4.61	5.40	5.66	6.00	0.34
Core Cities	0.61	0.63	6.14	5.76	6.20	0.44
Yorkshire & Humber	4.64	5.34	5.84	5.74	6.03	0.29



Footnote: ²The number of pupil enrolments receiving one or more fixed period exclusion for each school type expressed as a percentage of the number (headcount) of pupils (including sole or dual main registrations and boarding pupils) in January 2018.