







Best Council Plan (BCP) Performance Summary- Q2 2020/21

No	BCP Key Performance Indicators (KPI) (*cumulative)	2020/21 Target	Q2 Result
1	Annual KPI Percentage of working age Leeds' residents with at least a Level 4 qualification	>40.1% (205,800) (2019)	The 2020 figures will be reported later in the year
2	Quarterly KPI Number of people supported to improve their skills*	>=6,420 people (2020/21 contracted provision)	 3,902* people
3	Quarterly KPI Number of people supported into work*	>=4,250 People (2020/21 service provision)	 1,788* people
4	Quarterly BCP KPI: Number of people killed or seriously injured (KSI) in road traffic collisions* (reported in calendar quarters)	<=226 people (Local Transport Plan target)	 173* people (Jan-Sept 2020)
	Number of Children & Young People (CYP) killed or seriously injured (KSI)* (reported in calendar quarters)	<=25 CYP (2019)	 17* CYP (Jan-Sept 2020)
5	Annual KPI Satisfaction with a range of transport services (score out of 10)	>6.7 out of 10 (2018/19)	The new result is due to be reported later in the year
6	Annual KPI Number of passengers boarding buses in the Leeds district (reported in calendar year) The initial LPTIP target is to double passengers from the 2016 baseline of 67.1m to 134m in 10 years	>66.5m passengers boarding buses (2018)	 67.4m passengers (2019)
7	Annual KPI Increase in city centre travel by sustainable transport (bus, train, cycling, walking)	>46.6% of journeys (2019/20)	The 2020/21 annual result is due later in the year
8	BCP Period KPI Number of residential and commercial properties moved to a lower level of flood risk* (measured cumulatively from 1 st April 2017 – 31 st March 2021)	>3,171 Residential properties >501 Commercial properties	 3,208* residential properties 501* commercial properties (Apr 2017- Sep 2020)