


















Performance Summary 2019/20

No	BCP Key Performance Indicators (KPI) (*cumulative)	2019/20 Target	2019/20 Result
1	Private Sector Employment in Leeds (calendar year)	>380,100 people (2017)	 397,100 people (2018 provisional)
2	Gross Value Added (GVA) per filled job (calendar year)	>£49,544 per job (2017)	 £53,311 per job (2018)
3	Number of new business start-ups (calendar year)	>4,277 start ups (2018)	 4,388 start ups (2019)
4	Number of business scale ups (3 years of 20% growth in turnover or employment)	>461 scale ups (2016/17)	 467 scale ups (2017/18)
5	Business survival rate (5 Year Survival Rate)	>41.9% (2017)	 42.9% (2018)
6	Change in business rates payable since 2017 revaluation (reported cumulatively over the Best Council Plan 2018-20)	>£446,130,102 (2017)	 + 3.21% + £14.4m
7	Visitor economic impact for Leeds (calendar year)	>£1.745 billion (2017)	 £1.832bn (2018)
8	Percentage of working age Leeds' residents with at least a Level 4 qualification (calendar year)	>38. 2% (197,600) (2018)	 40.1% 205,800 residents (2019)
9	Number of people supported to improve their skills	>=7,500 people (2019/20)	 6,921 people (Academic 2019/20)
10	Number of people supported into work	>=4,000 people (2019/20)	 5,414 people
11	Growth in new homes in Leeds (Newly built & converted homes only)	>=3,247 homes	 3,386 homes
12	Number of affordable homes (AH) delivered	>=434 AH (+ 776 pa for backlog)	 439 AH
13	Number of people killed or seriously injured (KSI) in road traffic collisions (calendar year)	<=234 people (LTP target)	 356 people
	Number of Children & Young People (CYP) killed or seriously injured (KSI) (calendar year)	<=40 CYP (2018)	 25 CYP
14	Satisfaction with a range of transport services (score out of 10)	>6.7 out of 10 (2018/19)	n/a Result due in 2020/21
15	Number of passengers boarding buses in the Leeds district (to double passengers to 134m by 2026) (calendar year)	>66.4m passengers (2017 result)	 66.5m (2018 result)
16	Increase in city centre travel by sustainable transport (bus, train, cycling, walking)	>45.8% of journeys (2018/19)	 46.6% of journeys
17	Number of residential and commercial properties moved to a lower level of flood risk (measured cumulatively from 1 st April 2017 – 31 st March 2021)	>3,134 Residential >501 Commercial	 3,171 Residential 501 Commercial