









Best Council Plan (BCP) Performance Summary Q2 2020/21

No.	BCP Key Performance Indicators (KPI) (*cumulative)	2020/21 Target	Q2 Result
1	Annual KPI Employment in Leeds	>471,200 (2018 confirmed)	 471,800 (2019 provisional)
2	Annual KPI Unemployment in Leeds	=<4.2% (Apr 2019 Mar 2020)	 3.5% (Jul 2019-Jun 2020)
3	Annual KPI Gross Value Added (GVA) per filled job	>£53,311 per job (2018)	TBC
4	Quarterly KPI Number of new business start-ups* (calendar year)	>4,338* start ups (2019)	 2,780* start-ups (Jan –Sept 2020)
5	Annual KPI Number of business scale ups (3 years of 20% growth in turnover or employment)	>467 scale ups (2017/18)	N/A
6	Annual KPI Business survival rate (5 Year Survival Rate)	>42.9% of businesses (2018)	 42.9% of businesses (2019)
7	Annual KPI Change in business rates payable since 2017 revaluation* (reported cumulatively over the Best Council Plan 2020-25)	>£446.1m (2017 uprated revaluation figure)	 0.8%* decrease
8	Annual KPI Visitor economic impact for Leeds	>£1.832bn (2018)	 £1.89bn (2019)
9	Quarterly KPI Growth in new homes in Leeds* (Newly built & converted homes only)	>=3,247 homes (CSSR target)	 1,612* homes (Q2)
10	Quarterly KPI Number of affordable homes (AH) delivered*	>=434 AH Annual Target (+ 796 pa backlog) (CSSR target)	 143* AH