










Performance Summary 2019/20

No	BCP Key Performance Indicators (KPI) (*=cumulative)	2019/20 Target	2019/20 Result
1	Private Sector Employment in Leeds (calendar year)	>380,100 people (2017)	 397,100 people (2018 provisional)
2	Gross Value Added (GVA) per filled job (calendar year)	>£49,544 per job (2017)	 £53,311 per job (2018)
3	Number of new business start-ups (calendar year)	>4,277 start ups (2018)	 4,388 start ups (2019)
4	Number of business scale ups (3 years of 20% growth in turnover or employment)	>461 scale ups (2016/17)	 467 scale ups (2017/18)
5	Business survival rate (5 Year Survival Rate)	>41.9% (2017)	 42.9% (2018)
6	Change in business rates payable since 2017 revaluation (reported cumulatively over the Best Council Plan 2018-20)	>£446,130,102 (2017)	 + 3.21% + £14.4m
7	Visitor economic impact for Leeds (calendar year)	>£1.745 billion (2017)	 £1.832bn (2018)
8	Growth in new homes in Leeds (Newly built & converted homes only)	>=3,247 homes	 3,386 homes
9	Number of affordable homes (AH) delivered	>=434 AH (+ 776 pa for backlog)	 439 AH