

Highway Maintenance Strategy Review

Date: 17th July 2024

Report of: Chief Officer Highways and Transportation

Report to: Infrastructure, Investment & Inclusive Growth Scrutiny Board

Will the decision be open for call in? Yes No

Does the report contain confidential or exempt information? Yes No

Brief summary

At the meeting of Full Council on Wednesday, 20th March, 2024, a White Paper was passed in the name of Cllr Helen Hayden, then Executive Member for Sustainable Development and Infrastructure. This called for a report to update Executive Board on the work being done to address the highways maintenance backlog in the face of the current and historical financial challenges the council faces. As part of the process, this report is being brought to the Infrastructure, Investment & Inclusive Growth Scrutiny Board prior to it being taken to Executive Board later in the year.

Roads suffer continual deterioration through the actions of traffic, extremes of weather and degradation of materials. A clear strategy for regular maintenance is essential to keep these assets in a safe and serviceable condition. Increases in construction costs and the extremes of climate, have placed even greater pressure on the limited financial resources that are available for this maintenance work, reinforcing the need for a clear and robust asset management process to prioritise future investment.

Potholes are an ever-present issue and tackling them is a high priority for all road users, the Council and elected Members. Recent years and particularly last year, have seen an increase in the number of potholes reported, which has added pressure on resources in tackling the prevention and repair of potholes.

This report seeks to provide an overview of our current strategy for highway maintenance, and to provide detail to Members how we are responding to their concerns and the changing climate. This report address carriageway and footway maintenance issues, not Structures e.g. bridges and culverts, although a similar methodology for assessing and prioritising investment is followed.

Recommendations

The Scrutiny Board for Infrastructure, Investment and Inclusive Growth is asked to:

- a) Note and comment on the report.

- b) Note the review of the current pothole repair process and the wider Highway Maintenance Revitalisation Programme.
- c) Comment on the approach being taken to further inform the work being progressed.

What is this report about?

- 1 The purpose of this report is to provide an understanding of the current highway maintenance strategy and investment. The causes of potholes, the reasons for the recent increase, an overview of how we deal with pothole repairs and our response to a changing climate.

Highway Maintenance Policy and Strategy

- 2 The Leeds City Council Highway Infrastructure Asset Management Strategy (HIAMS) sets out how the Council manages its highway assets to ensure the required levels of service and to make the best use of available resources.
- 3 The Council's highway network comprises 2,944km of carriageways and approximately 4,687km of footways. There are 640km of motorway, classified A, B and C roads and 2,294km of local roads.
- 4 Roads in Leeds are mostly of standard flexible construction, comprising layers of bituminous bound material laid on a limestone sub-base. This method is a long-proven construction which provides a reliable, skid resistant running surface, transfers vehicle loads effectively to the sub soil, and maintains structural integrity over many years providing an optimal whole life cost solution.
- 5 The Council is required to submit valuations for the highway infrastructure assets to Government known as the Whole of Government Accounts. The updated valuation in 2024 estimated the carriageway asset at £2.3bn gross replacement cost and the footway asset £0.75bn.
- 6 In line with national guidance, the highway assets are maintained using asset management principals. As early and committed adopters of an asset management approach, the Council has, as a result traditionally received the maximum level of highway maintenance funding (Band 3) through the Department for Transport (DfT) annual assessment submission.
- 7 This approach enables informed decisions to be made about investment and maintenance funding, ensuring the right treatment at the right time. The current 5-year Highways HIAMS was reviewed and updated in 2022.

Road Condition

- 8 A key element of the asset management process is to understand the current condition of the highway asset. A series of nationally recognised condition surveys are carried out across every road in Leeds over a 4-year cycle. By using the information from these surveys, the current condition of all the roads can be measured and banded according to their condition from 'Red' - roads in poor condition likely to require maintenance within 12 months, through to 'Green' - roads which are in a good or reasonable state of repair.
- 9 The road condition from these surveys as of March 2024, is shown below. More detailed historical results are shown in Appendix A1. Keeping the overall condition of the asset from deteriorating further is known as maintaining a steady state condition. Despite significant investment over many years, this has been insufficient to maintain a steady state condition, resulting in the overall condition of the roads declining in recent years.

Condition Banding	Principal A Roads % of length	Classified B and C Roads % of length	Unclassified Roads % of length
Green	64.4% (68%)	65.0% (63%)	67.7% (53%)
Amber	32.8% (28%)	32.4% (31%)	24.1% (33%)
Red	2.8% (4%)	2.6% (6%)	8.2% (14%)

Figure in () is national figure for England.

- 10 Information from these surveys is also used to determine the likely remaining serviceable life, and the cost of future work required each year to maintain the carriageway asset in a steady state condition.
- 11 Minimising the whole life cost of future maintenance is best achieved by a mix of preventative and structural repair treatments. Lower cost, preventative treatments such as surface dressing with bitumen and chippings to seal the surface, can prolong the remaining life of the road until structural repair works such as resurfacing are eventually required.
- 12 Information from the road condition surveys, along with the available investment, is used to prepare a long-term, prioritised programme of road repair treatments across the whole of the network. This ensures that resources are targeted at where they are most effective. In the 2024/25 programme of works 39% by length are structural works and 61% preventative treatments. By value the split is 82% structural and 18% preventative.
- 13 Appendix A2 shows the graphical representation of the condition of the road network at the start of the year, and the predicted condition at the end of the current programme year. This is predicting an overall increase in the number of roads in need of structural maintenance at the year-end (24 km or 0.8% of the network). It also details the level of annual works budget required to maintain the asset at a steady state, of £33,931,967. This underlines that we are maintaining a declining network. An increase of 24km requiring maintenance means 96 street sections (250m lengths) will have got worse at the year-end despite a programme delivery of over 736 sections within the same year.

Highways Investment

- 14 Funding for highway maintenance comes from two main sources, revenue funding for unplanned maintenance activities such as temporary pothole repairs and capital funding which can be used for most planned rehabilitation works such as resurfacing. The table and graph shown in Appendix A3 shows the allocated highways investment since 2010.
- 15 The current years planned capital maintenance programme of £28,961,043 is funded from the 2024/25 City Region Sustainable Transport Settlement (£14,506,243) Network North Funding (£1,454,800) and Leeds City Council Capital Resources (£13,000,000). Appendix A3 shows the significant investment by the Council over many years to support the national funding received, being almost £200million since 2010.
- 16 Considering recent inflation rates, at current levels of funding and contract rates, it is likely that a declining network condition will have to be managed. The asset management model does however allow for planning the best outcome for different investment levels. The Service is therefore able to quickly plan and prepare for the additional Network North highway maintenance funding that may be available in the future, because of the reallocation of HS2 rail funding.
- 17 The Service operates a mixed model of highway maintenance service delivery. Calling on the in-house service delivery unit, along with contract service partners, has proved robust in dealing with the risk of limited supply chain availability, due to variances in the highway maintenance workload.
- 18 Another factor affecting the ability to maintain the highway asset in a steady state condition, is the recent rise in construction costs. External factors such as rising demand and the war in Ukraine, resulted in a sharp increase in contract rates for highway maintenance work. Applying

the relevant industry construction cost indices to the total funding of £23.8m in 2010/11 would require funding of approximately £34.8m to undertake the same amount of work at current contract rates.

19 Whilst the level of investment in highway maintenance has increased it has not kept pace with both the rate of decline of the network condition, and industry cost increases. The Highways Maintenance backlog for England and Wales, estimated in the annual ALARM survey on the state of Britain’s roads undertaken by the Asphalt Industry Alliance in 2024, is £16.3bn. The backlog in Leeds being estimated in 2024 at £288m.

Potholes Background

20 Whilst there is no nationally agreed definition of a pothole, the European Research Association provided the following definition:

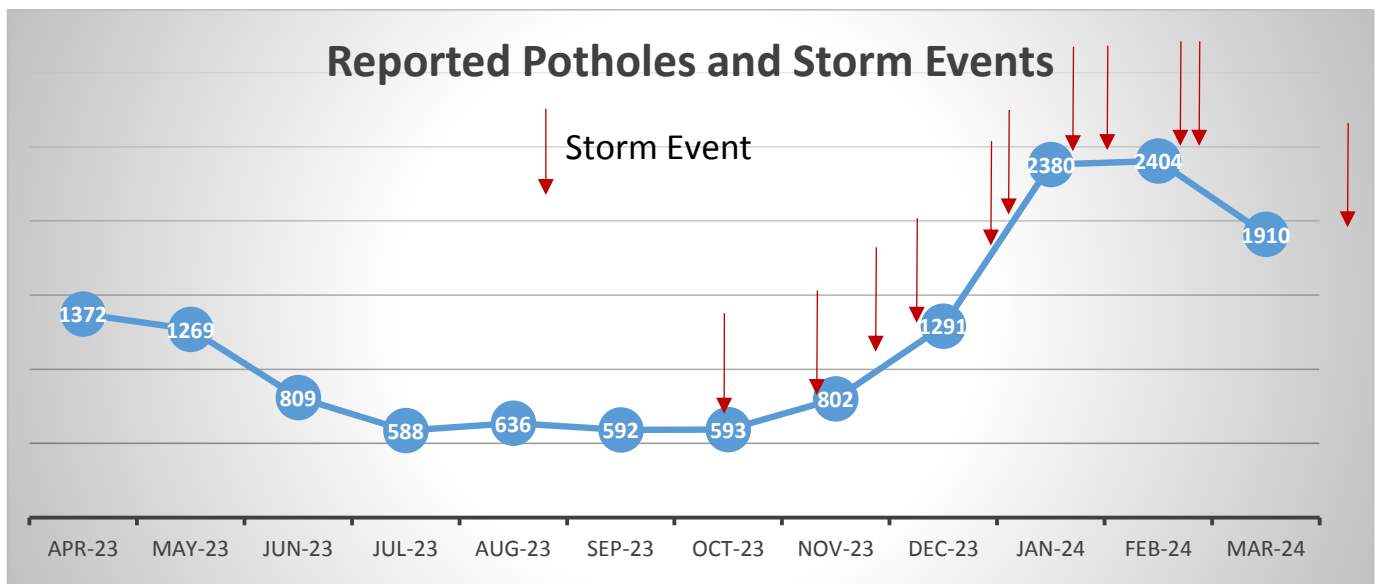
‘a local deterioration of the pavement surface in which the material breaks down in a relatively short time and is lost causing a steep depression’.

21 Potholes can quickly form, increase in size, and can often be found in clusters occurring in a similar time frame. Over time the bitumen in the carriageway pavement construction ages, through the actions of oxidation, weathering, and traffic loads, becoming brittle. This makes the asphalt carriageway pavement prone to cracking, pothole formation, and general deterioration. In terms of weather, it is acknowledged that the freeze/thaw effect and wet or standing water pushed by the action of traffic into cracks in the surface, can significantly accelerate the deterioration of roads and the subsequent pothole formation.

22 The number of carriageway pothole reports requiring repair for the last three years are shown in the following table and a more detailed graph in Appendix A4:

Year	Number
2021/22	7,658
2022/23	8,855
2023/24	14,646

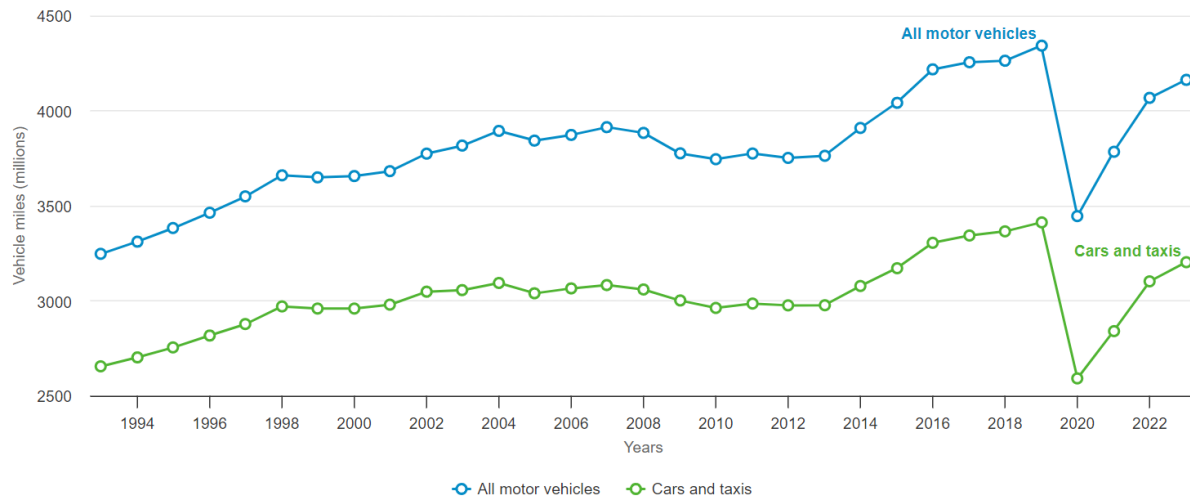
23 The increase last year seems to have been reflected across the country where the effects of the second wettest year since records began in 1836, with 11 named storms compared to 2 in the previous storm season, have resulted in a similar issue. The ALARM survey 2024, reported a 43% increase in potholes to 2.0 million in 2023 from 1.4 million in 2022, which does not take account the continued wet weather into spring. The graph below shows the 11 named storm events and the corresponding number of potholes reported each month across Leeds.



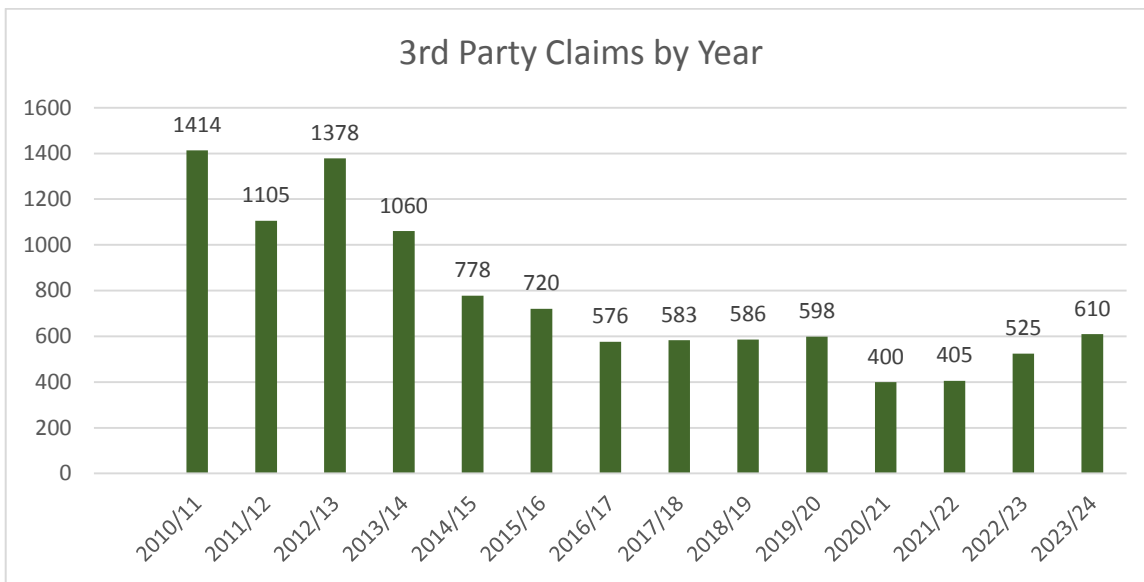
24 The volume of traffic is also adding to the deterioration of carriageway pavements. Following the impact from Covid-19, traffic volumes are increasing rapidly and almost returned to pre-Covid-19 levels as evidenced in the Department for Transport (DfT) statistics below.

Annual traffic by vehicle type in Leeds

Traffic in Great Britain from 1993 to 2023 by vehicle type in vehicle miles (millions)



- 25 The Council has a Statutory Duty under Section 41 of the Highways Act 1980 to maintain the highway in a safe condition. The Council’s Highways Inspection Manual sets out the requirements for carrying out highway safety inspections. It contains guidance on the Council’s policy and requirements for prioritising timely repairs to safety defects, in accordance with the risk-based approach methodology described within the national Code of Practice (Well Managed Highways Infrastructure 2017).
- 26 Reports of potholes come from either members of the public or from the Highway Inspectors. Every road in Leeds receives a walked safety inspection at least annually, with the more strategically significant roads being inspected more frequently (quarterly or monthly) from a moving vehicle. These safety inspections identify any defects which may cause a danger or serious inconvenience to users of the highway.
- 27 Identified defects are subject to a risk-based categorisation depending on their size and location in the highway. The Policy sets out the proposed repair periods, with Category 1 defects due for repair before the end of the next working day following identification. Category 2 repairs within 7 days, and Category 3 repairs within 28 days. Some Category 2 and 3 reports may be reassessed and their repair delayed, for example where a planned maintenance scheme is proposed.
- 28 Where the Council has not been seen to fulfil its statutory duty, it may be liable for damages for personal injury or to property. Following the level of investment in recent years, the adoption of a “firm but fair” approach when dealing with insurance claims, a sustained decline in the numbers of claims received and compensation paid out, was seen; however, recently, there has been an increase in claims (all highway claims not solely pothole related) as shown in the graph below, because of increased potholes and perhaps other economic factors.



29 Public satisfaction with highway maintenance in Leeds is measured from participation in the National Highways and Transportation (NHT) Public Satisfaction Survey and detailed below. The trend for the NHT survey was generally upwards until this year where all categories except cycle routes have fallen. Whilst some of the figures for Leeds have reduced from the levels in the 2022 survey, it is important to note that the national average has dropped by a greater percentage, and Leeds continues to perform favourably when compared with other Core Cities.

		Leeds City Council			National Average		
		2021	2022	2023	2021	2022	2023
KBI 11	Condition of Pavements	60%	60%	58%	52%	52%	50%
KBI 13	Condition of Cycle Routes and Facilities	52%	51%	54%	52%	50%	50%
KBI 23	Condition of Roads	35%	42%	35%	32%	34%	27%

Dealing with Potholes

- 30 The DfT in 2012 and the Association of Directors of Environment, Planning and Transport (ADEPT) in 2019 have published guidance to assist local authorities in dealing with the problem of potholes. The guidance recommends prevention through a strategic, investment approach to asset management and a right first-time approach to repair.
- 31 The 2019 ADEPT report states that "The current situation for most authorities across the country is that the condition of the road network is beyond the point where preventative maintenance techniques alone will suffice with the level of funding available".
- 32 There are two main types of pothole repair. A permanent patch repair or a temporary repair. Temporary repairs can be carried out quickly utilising small mobile teams to ensure that urgent repairs are carried out within the stated timescales. Permanent patch repairs involve the use of specialist plant and much larger repair teams, to cut out and remove all the damaged material and replace with new asphalt with straight cut edges. This may require longer road closures and the setting up of diversions as necessary. Whilst this technique is the preferred repair method, it requires much more planning in a co-ordinated programme to provide economies of scale, to avoid clashes with other works and events etc, and is far more disruptive than a temporary repair. Given the number of pothole reports, urgent temporary repairs are therefore inevitable to fulfil the statutory duty to maintain the highway in a safe condition.
- 33 By their nature urgent repairs are only temporary localised repairs and do not present a permanent solution. This can lead to repeat visits to the same location to repair newly formed adjacent damage or sometimes failure of the temporary repair itself. Temporary repairs can only

be expected to last 1-2 years, or much less where there are structural defects or heavier traffic volumes.

- 34 Urgent temporary pothole repairs in Leeds are undertaken by dedicated Highways Services response teams. These teams are made up of 2 operatives operating from a single vehicle with a hot box to store the asphalt repair material at the required temperature. Compliance with the repair timescales is shown in Appendix A5. A proportion of this work has been sub-contracted due to workload and skills pressures. Some Category 2 and 3 works are occasionally aggregated, and permanent patching repair works are organised.
- 35 Following a previous review of the process, the teams use hot laid material instead of the more commonly used cold material to try and extend the life of the repair. Typically, each team repairs between 20 and 25 pothole locations each day, although this varies on the nature of the work required and the type of road, particularly if additional traffic management is required. The teams also deal with other urgent works which are not pothole related.
- 36 As part of the ongoing wider Highway Maintenance Revitalisation Programme, to modernise the service delivery unit and drive efficiencies, a project has been established to review the whole process of pothole repairs from reporting through to repair. As well as seeking to make efficiencies and provide an improved service, a key ambition of this project is to increase the proportion of a first-time permanent patch repairs rather than temporary repairs. This may require the reallocation of resources from the preventative or structural repair programme, or provision of additional resources into a permanent patching repair programme.
- 37 A focus of the project will be the use of innovative solutions. An artificial intelligence (AI) solution is currently being developed in conjunction with the Council to capture the condition of highway assets as part of the driven inspections. This does have the potential to provide an AI solution to automate the recording and risk-based categorisation of potholes. Innovative permanent repair techniques will also be assessed alongside the traditional permanent patch and temporary repair processes.

Funding and Costs

- 38 Funding for pothole repairs is provided from the Highway Maintenance revenue budget. The total budget allocation for 2024/25 is £4,991,000. This allocation is virtually unchanged since 2014/15 and in 2010/11 was £7,426,000. This budget covers all highway maintenance revenue activities such as, surface water drainage, general basic highway maintenance, road markings and non-illuminated sign maintenance, but excluding winter gritting operations.
- 39 A specific allocation from the highway maintenance revenue budget of £825,000 is provided for carriageway pothole repairs and £425,000 for footway pothole repairs. Last year £1,997,966 was spent on carriageway pothole repairs and £780,730 on footway pothole repairs. This situation was due to the insufficiency of the allocation, the unprecedented number of reports and the need to ensure that the Council complies with the repair timescales set out in the highway maintenance policy. The adverse variance in the budget was managed within the overall highway budget, through a combination of increased turnover by the service delivery unit, increased capitalisation, and expenditure savings in other allocations.
- 40 An in-house contract rate for undertaking an individual pothole repair is currently valued at £71.11 per pothole. This rate was originally, and simply derived by dividing the total spend by the number of pothole repairs completed. Following a recent review of the contract rates this rate was held at this level to avoid further pressure on the revenue budget. The rate is being reviewed as part of the pothole project work. The ALARM survey reported an average rate in England for a temporary pothole repair at £79.53 per pothole.
- 41 £1,212,130 of the highway maintenance revenue budget is allocated to carriageway works larger than potholing and £1,075,110 for footway works larger than potholing. This budget is used for more permanent repairs such as patching works. Last year £1,498,913 was spent on

carriageway works and £1,440,211 on footway works. Again, these variances were managed within the overall service budget allocation.

What impact will this proposal have?

42 This is an information report and not a decision report, so it is not necessary to conduct an equality impact assessment. However, an equality impact assessment is undertaken for the annual decision report for the Highway Infrastructure Maintenance Programme (Roads).

How does this proposal impact the three pillars of the Best City Ambition?

Health and Wellbeing

Inclusive Growth

Zero Carbon

43 Health and Wellbeing: the highway network is a key asset for social wellbeing, connecting residents to services, public health facilities and open space. Well maintained highways reduce the risk of injuries and can contribute to an overall feeling of wellbeing derived from the quality of the local built environment.

44 Inclusive Growth: roads are vital conduits connecting businesses to customers and supply chains, and for residents to gain access to essential services and employment. A reliable, resilient highway network promotes sustained and inclusive economic growth.

45 Zero Carbon: dealing with the effects of climate change on the highway assets is a key priority for the HIAMS. High rainfall events and severe cold weather have a disproportionate effect on the asset condition, resulting in further pressure on limited resources. Strategic and operational planning is essential to ensure a sustained adaptation to the future impacts of climate change. Reducing the net carbon of highway operations is another key part of the strategy, promoting sound asset management to delay the need for structural repair works through timely preventative maintenance, and widening the use of lower carbon materials and recycling options.

What consultation and engagement has taken place?

Wards affected:

Have ward members been consulted?

Yes

No

46 This is an information report and as such does not need to be consulted on with the public. However, all ward members are consulted each year on the proposed annual programme of highway maintenance schemes.

What are the resource implications?

47 Tackling the effects of a changing climate on the highway asset, alongside the continuation and further development of the asset management led approach to the strategy, should ensure that the effects on the allocated revenue budget is minimised. The asset management model allows for different capital investment scenarios to be input, and the effects on future road condition to be assessed. This enables well informed decisions to be made about future investment.

What are the key risks and how are they being managed?

48 The Significant Risks identified which are mitigated in the asset management led HIAMS are:

- Financial through insufficient identified future funding to maintain the highway asset in a steady state condition, leading to increased numbers of potholes and public liability claims.

- Increase in construction costs putting further pressure on revenue and capital budgets.
- Risk from climate change as more frequent frost and rainfall events further damage the roads asset.
- Shared Corporate risk of not being a net zero carbon city by 2030.
- Reputational risk from poor public perception of the Council's ability to maintain the roads in an acceptable condition.

What are the legal implications?

49 The Council has a statutory duty under Section 41 of the Highways Act to maintain publicly maintainable highways. The standard required is that each road be in such repair as to render it reasonably passable for the ordinary traffic of the neighbourhood at all seasons of the year without danger caused by its physical condition.

Options, timescales and measuring success

What other options were considered?

50 This is not a decision report and so consideration of other options was not required.

How will success be measured?

51 The HIAMS contains the following performance measures:

- Customer service: How satisfied are stakeholders with the condition of roads and pavements. (NHT Public Satisfaction Survey KBI 11 and 23).
- Network safety: % Cat 1 potholes repairs completed on time, % Cat 2 potholes repairs completed on time.
- Network serviceability: % Principal Network (A roads) requiring major maintenance, % Non-Principal Classified Network (B & C roads) requiring major maintenance, % of Unclassified Network requiring major maintenance.
- Network sustainability: Preventative Maintenance completed (in kilometres) as a % of the total km's repaired as part of the Annual Works Programme.

What is the timetable and who will be responsible for implementation?

52 The implementation of the HIAMS is a continuous process. The next refresh of the Strategy is scheduled for 2027.

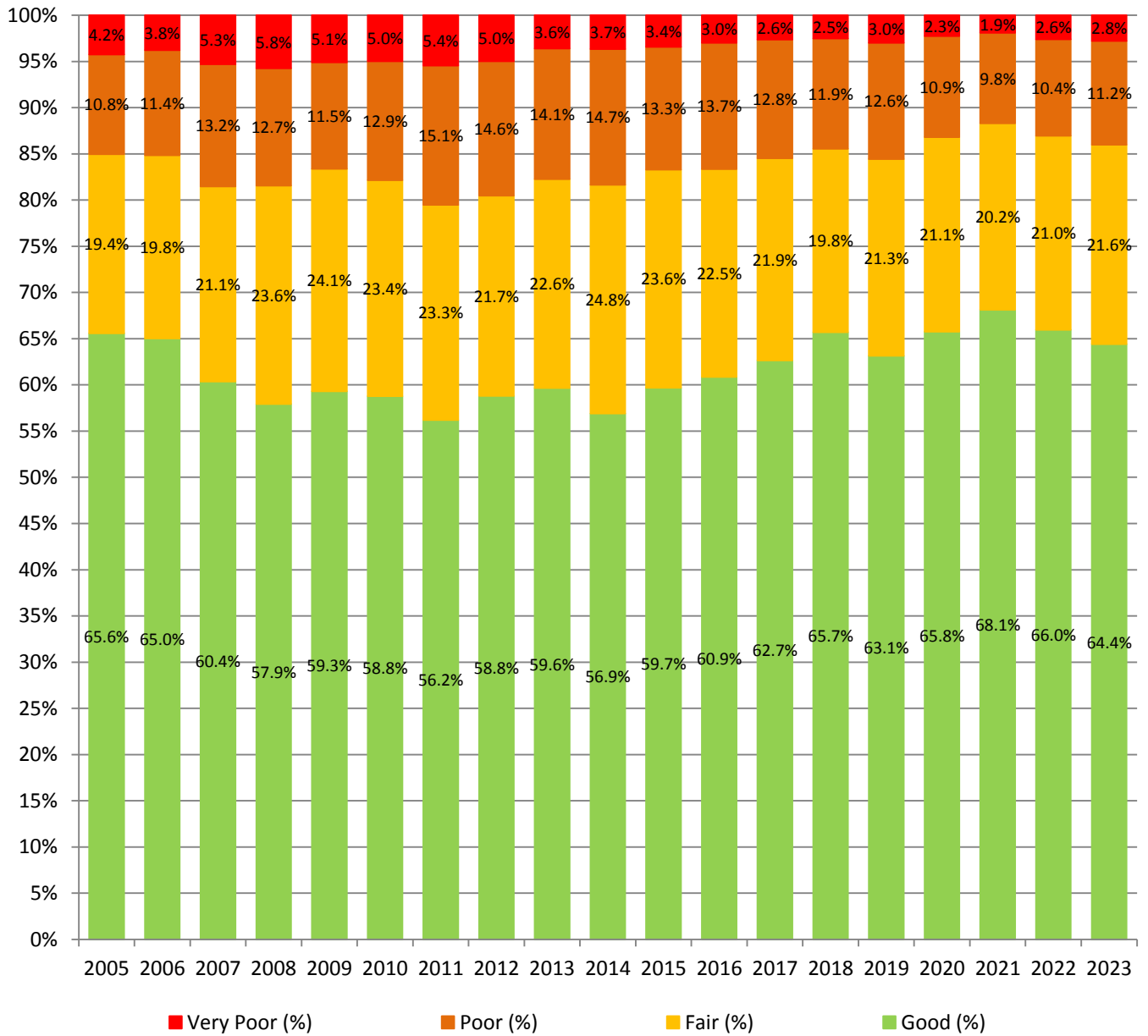
Appendices

- Appendix A – Data Tables and Graphs A1 to A5

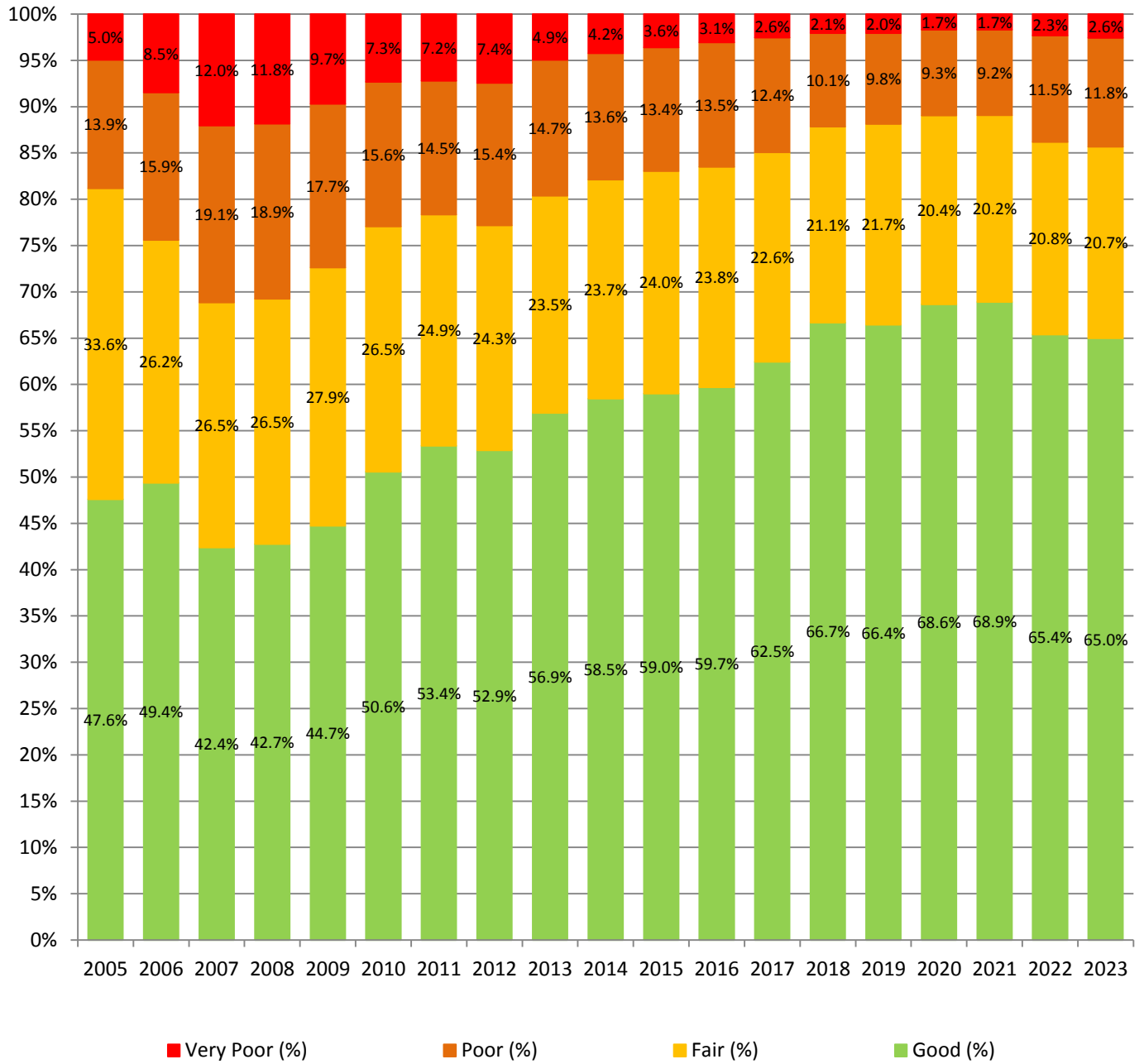
Background papers

None

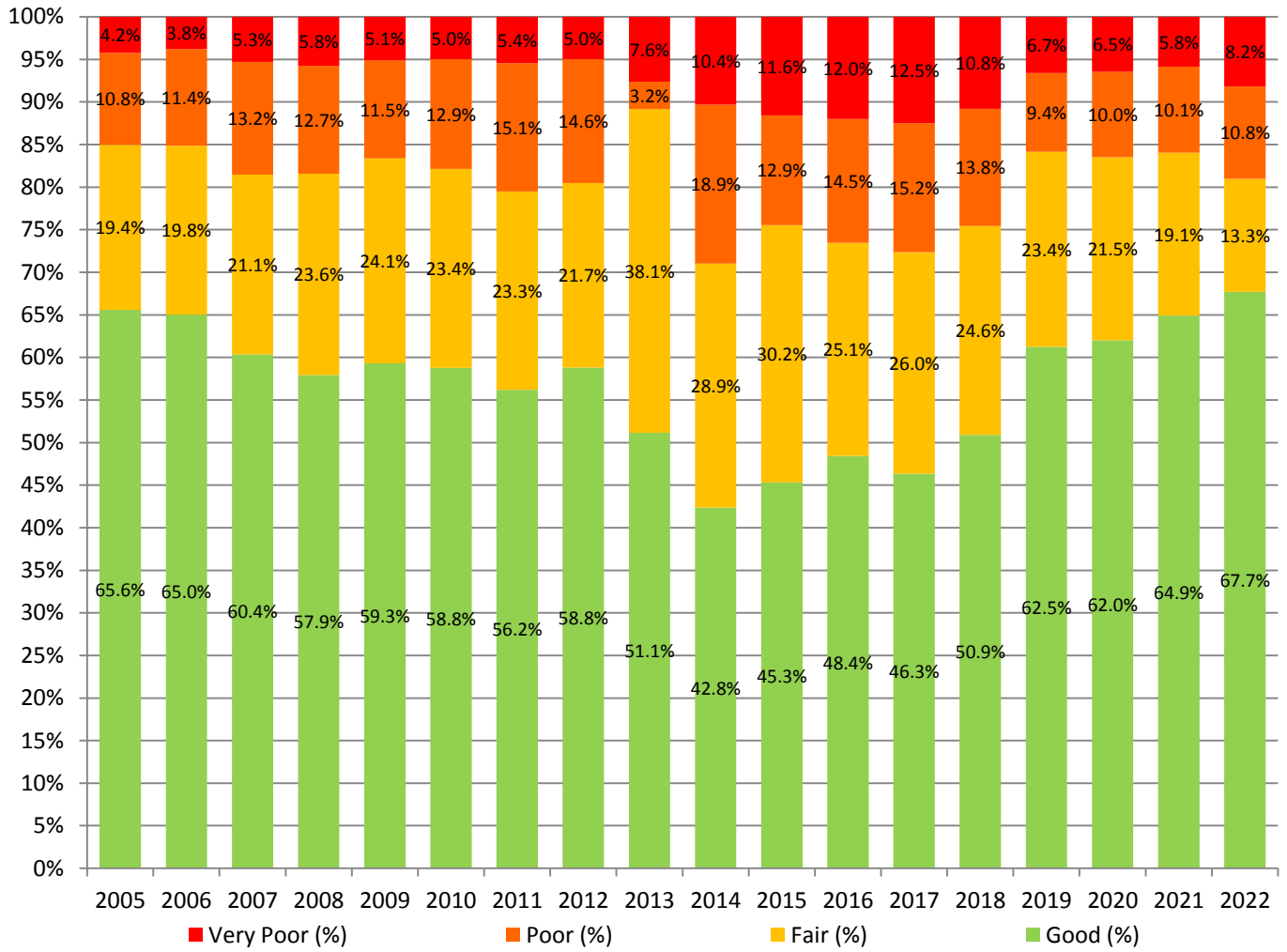
Principal Network Condition (A-Roads) by Year



Distributor Network Condition (B&C Roads) by Year



Unclassified Road Network Condition by Year

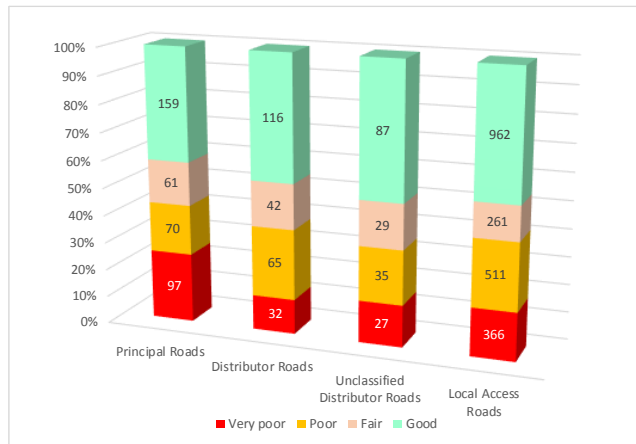


Appendix A2 – Current and Predicted Road Condition

Current Road Network Condition (2024) and Predicted Road Network Condition (2025) after proposed work undertaken

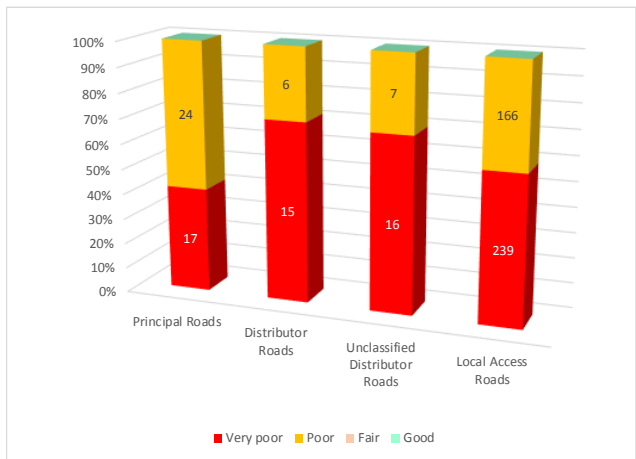
Current Network Condition (Carriageway) in Km by Road Type (08/01/2024)

Asset Group	Principal Roads	Distributor Roads	Unclassified Distributor Roads	Local Access Roads	Total km
Good	159	116	87	962	1324
Fair	61	42	29	261	393
Poor	70	65	35	511	681
Very poor	97	32	27	364	520
Total	387	255	178	2098	2918



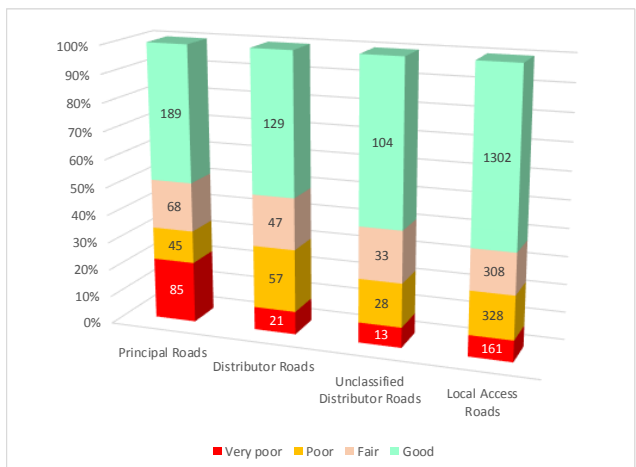
Proposed Infrastructure Maintenance Works in Km by Road Type

Asset Group	Principal Roads	Distributor Roads	Unclassified Distributor Roads	Local Access Roads	Total km
Good	0	0	0	0	0
Fair	0	0	0	0	0
Poor	15	5	5	24	49
Very poor	15	14	10	49	89
Total	31	19	15	73	138



Predicted Network Condition (Carriageway) in Km by Road Type (31/03/2025)

Asset Group	Principal Roads	Distributor Roads	Unclassified Distributor Roads	Local Access Roads	Total km
Good	179	127	96	970	1374
Fair	68	47	33	308	456
Poor	54	58	30	470	612
Very poor	86	23	19	349	477
Total	387	255	178	2098	2918



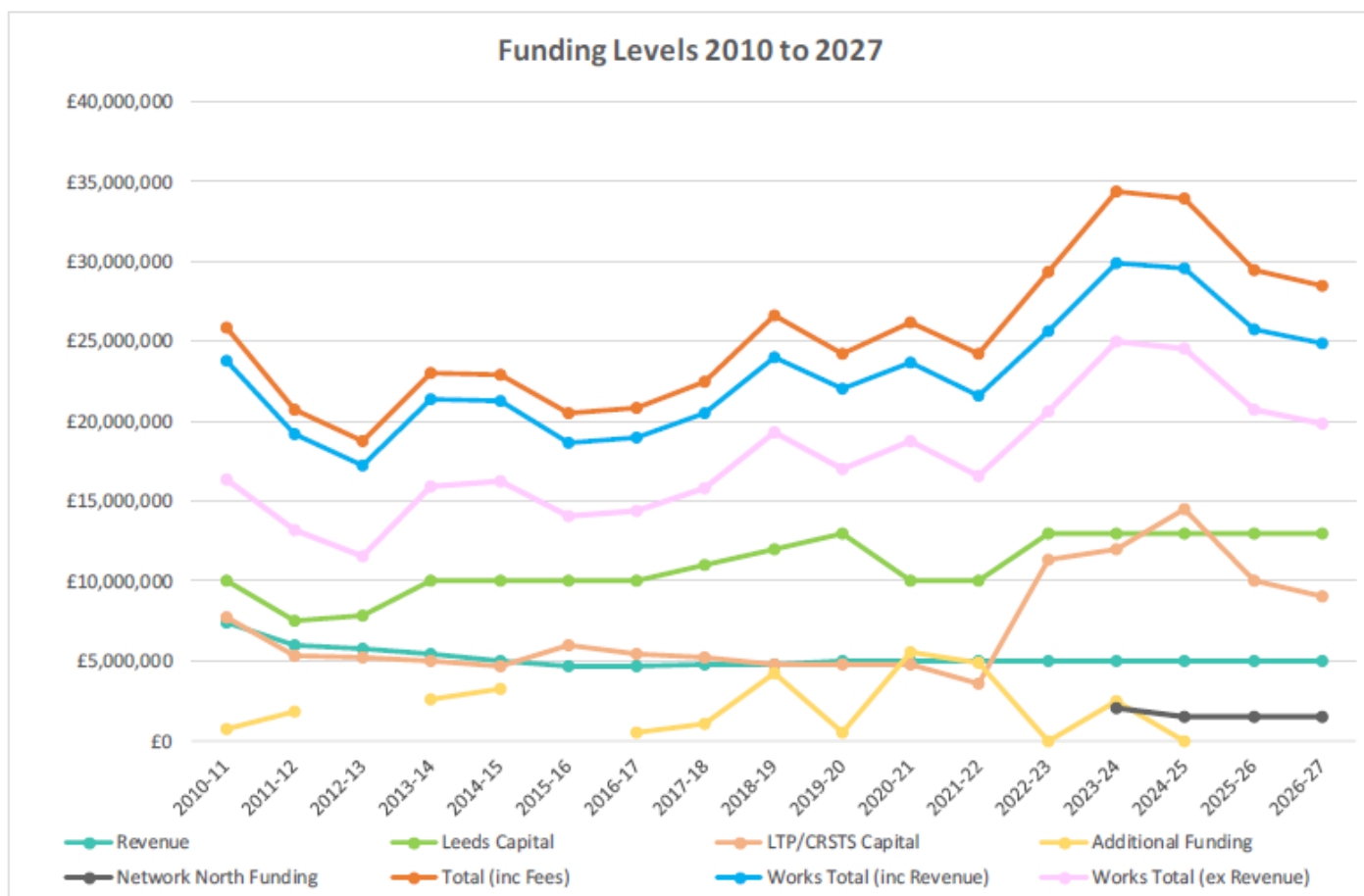
Summary

Works Spend Required to Maintain Steady State	£33,931,967
Actual Works Allocation	£28,961,043
Increase / Shortfall	-£4,970,924

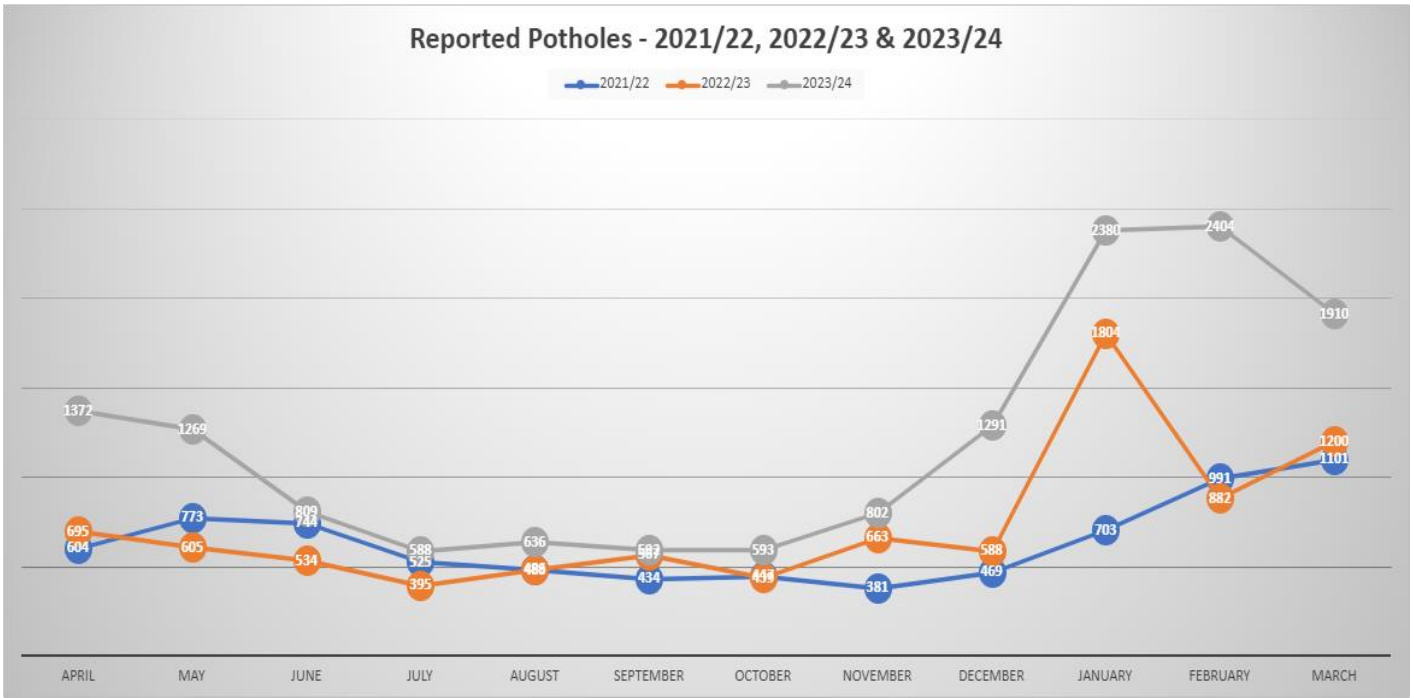
Predicted Deterioration	162	5.5%
Predicted Improvement	138	4.7%
Net Improvement / Deterioration	-24	-0.8%

Appendix A3 – Highways Maintenance Investment

Year	Revenue	Leeds Capital	LTP/CRSTS Capital	Additional Funding	Network North Funding	Total (inc Fees)	Works Total (inc Revenue)	Works Total (ex Revenue)
2010-11	£7,426,000	£10,000,000	£7,704,000	£774,000		£25,904,000	£23,827,702	£16,401,702
2011-12	£6,000,000	£7,500,000	£5,364,000	£1,841,000		£20,705,000	£19,201,776	£13,201,776
2012-13	£5,755,000	£7,800,000	£5,228,000			£18,783,000	£17,265,373	£11,510,373
2013-14	£5,455,000	£10,000,000	£5,005,700	£2,587,000		£23,047,700	£21,323,354	£15,868,354
2014-15	£4,971,110	£10,000,000	£4,643,000	£3,286,082		£22,900,192	£21,223,155	£16,252,045
2015-16	£4,611,110	£10,000,000	£5,916,000			£20,527,110	£18,684,029	£14,072,919
2016-17	£4,611,110	£10,000,000	£5,430,117	£475,000		£20,838,106	£19,016,417	£14,405,307
2017-18	£4,712,278	£11,000,000	£5,242,484	£1,026,000		£22,465,581	£20,463,791	£15,751,513
2018-19	£4,712,278	£12,000,000	£4,740,000	£4,192,000		£26,631,581	£24,052,045	£19,339,767
2019-20	£4,968,210	£13,000,000	£4,740,000	£541,847		£24,237,360	£22,026,788	£17,058,578
2020-21	£4,968,210	£10,000,000	£4,740,000	£5,542,873		£26,238,386	£23,696,935	£18,728,725
2021-22	£4,975,932	£10,000,000	£3,551,605	£4,828,381		£24,177,013	£21,575,854	£16,599,922
2022-23	£4,975,932	£13,000,000	£11,369,312	in CRSTS		£29,345,244	£25,627,891	£20,651,959
2023-24	£4,975,932	£13,000,000	£11,937,778	£2,450,982	£2,036,200	£34,400,892	£29,912,339	£24,936,407
2024-25	£4,991,000	£13,000,000	£14,506,243	Pothole fund now included in CRSTS funding	£1,454,800	£33,952,043	£29,534,257	£24,543,257
2025-26	£4,991,000	£13,000,000	£10,028,233		£1,454,800	£29,474,033	£25,739,333	£20,748,333
2026-27	£4,991,000	£13,000,000	£9,004,995		£1,454,800	£28,450,795	£24,872,182	£19,881,182
Total	£88,091,102	£186,300,000	£119,151,467	£27,545,165	£2,036,200	£425,677,436	£307,897,449	£234,779,347
Average	£5,181,830	£10,958,824	£7,008,910	£2,754,517	£509,050	£26,669,030	£21,992,675	£16,769,953



Appendix A4 – Monthly Reported Potholes by Year



Appendix A5 – Pothole Repair Performance

Percentage of potholes reported repaired within service standard.

Year	Cat-1		Cat-2		Cat-3		Cat-1&2		All Categories	
	Number	%	Number	%	Number	%	Number	%	Number	%
2021/22	1,697	87%	2,882	76%	3,079	81%	4,579	80%	7,658	80%
2022/23	911	81%	3,393	86%	4,551	85%	4,304	85%	8,855	85%
2023/24	1,421	90%	7,012	93%	6,213	78%	8,433	93%	14,646	87%